



*Working Papers in*  
**AGRICULTURAL ECONOMICS**

**March 92**

**92-3**

**ENVIRONMENT, INCOME, AND DEVELOPMENT  
IN SOUTHERN AFRICA**

**An Analysis of the Interaction of Environmental and Macro Economics**

**March 1, 1992**

**by Duane Chapman, Prof. of Resource Economics  
Cornell University**

**Institute of Mining Research, University of Zimbabwe  
(August - November 1991)**

**Economics Research Unit, Dept. of Economics,  
University of Natal  
(July - December 1991)**

Department of Agricultural Economics  
New York State College of Agriculture and Life Sciences  
A Statutory College of the State University  
Cornell University, Ithaca, New York, 14853-7801

It is the policy of Cornell University actively to support equality of educational and employment opportunity. No person shall be denied admission to any educational program or activity or be denied employment on the basis of any legally prohibited discrimination involving, but not limited to, such factors as race, color, creed, religion, national or ethnic origin, sex, age or handicap. The University is committed to the maintenance of affirmative action programs which will assure the continuation of such equality of opportunity.

ENVIRONMENT, INCOME, AND DEVELOPMENT IN SOUTHERN AFRICA  
An Analysis of the Interaction of Environmental and Macro Economics

March 20, 1992

by Duane Chapman, Prof. of Resource Economics

Cornell University,

Institute of Mining Research, University of Zimbabwe

(August - November 1991)

Economics Research Unit, Dept. of Economics, University  
of Natal

(July - December 1991)

ABSTRACT	1
I. ACKNOWLEDGEMENT	2
II. INTRODUCTION	3
III. URBAN INCOME AND RENEWABLE RESOURCE DEGRADATION IN RURAL AGRICULTURE	4
IV. THE MACROECONOMIC EFFECT OF INDUSTRIAL POLLUTION CONTROL	8
V. TECHNOLOGY: HOW MUCH HOPE?	15
VI. INTERNATIONAL LINKAGE AND INCENTIVES	21
VII. APPENDIX	26
VIII. REFERENCES	29

## ABSTRACT

It is widely believed that rural forest and agricultural resources in Southern Africa are overused, in the sense that both biomass and harvest levels are significantly below levels of maximum sustainable yield. However, economic theory suggests that high interest and time preference rates cause the economic optimum to coincide with generally observed patterns. In addition, low income may be the driving factor behind high interest and time preference rates.

In macroeconomic terms, Southern Africa may be experiencing a productivity crisis. This leads to a downward shift in the labor demand curve, and an equilibrium result with undesirably low wage rates, high unit labor costs, and high and growing unemployment.

In this context, the imposition of pollution control costs might worsen an already negative macroeconomic picture. The mechanism would be a reduction in exports, and an increase in imports.

The productivity problem, in turn, may be a result of social factors unique to Southern Africa. Improvement in these social conditions could resolve much of the economic problem of low productivity.

A review of the literature on technology transfer and green technologies offers little basis to presume that new technologies can alter this picture.

One approach to positive remedies is to examine international solutions. Three kinds of potential environmental policies are (A) tradeable pollution permits, (B) leveraged World Bank environmental adjustment programs, and (C) international petroleum taxation and income transfer.

Given Southern Africa's unique position as a source of global industrial raw materials, it should be possible to develop policies that simultaneously enhance income levels and environmental protection.

## I. ACKNOWLEDGEMENT

I owe considerable gratitude to the many persons of every ethnic origin in Africa and the United States who have been so generous in their friendship and support during a period of considerable difficulty in Southern Africa. In particular, I wish to acknowledge the personal support of Carol Chapman and Prof. John Volmink (Dir. of the Shell Math and Science Centre, University of Natal), and the intellectual criticism and enthusiasm from them and also from Victor Gapare, Prof. Merle Holden, Dr. Paul Jourdan, Anderson Mutemererwa, and Prof. Robert Preston-Whyte. I also want to note my appreciation for the support of Dean David Call and Chairman William Tomek (Cornell University), Dr. Ellen Berelson (Fulbright Research Program), Prof. Gavin Maasdorp (Dir. Economic Research Unit, University of Natal), and Prof. Tony Roberts (recently acting Dir. Institute of Mining Research, University of Zimbabwe). Comments from Prof. John Hoehn, Prof. Charles Kolstad, and Dale S. Rothman in the United States have been very useful in relating this paper to ongoing academic research in the U. S. Special thanks go to Amy Chapman for her competent handling of expected and unexpected responsibilities in my absence from Ithaca.

---Duane Chapman, Cornell University, Ithaca, New York, March 1, 1992.

## II. INTRODUCTION

It is generally recognized that environmental concern is income elastic: countries and social groups increase their interest in environmental quality as their incomes rise. This relationship was emphasized by Ruttan (1971), and noted by others (Ciriacy-Wantrup, 1963; Chapman and Barker, 1991).

Crudely put, at population-intensive subsistence levels, rural households are more interested in consuming wildlife than in its protection for the enhancement of future generations. Urban households with high unemployment and low wages for those persons employed have no economic resources to spare for taxation for public sector activity in water supply or electrification.

In 1991 I had considerable opportunity to visit factories and mines, communal areas, "homelands", squatter camps, and universities in Zimbabwe and South Africa. The observations and discussions originating in that experience have emphasized the significance of the income - environment linkage.

In this paper, I am attempting to understand the interaction between urban income and rural resource degradation, the likely impact of environmental protection on macroeconomics, and the kinds of policies that might enhance both material living standards and environmental protection in the world's poorest countries. The policy discussion will include some consideration of the needed role of technology in offering solutions, the possible impact of climate change on environmental problems in Southern Africa, and the linkage between aid and incentives.

In this region, environmental economics must be seen in a context in which the area's extensive wealth of industrial resources flows to the rest of the world, but economic decline here has been general. By referring to South-

ern Africa, I mean generally the area from Shaba in Zaire to Cape Town in South Africa. Geographically, this area is geologically distinct from the rest of Africa and shares a common history of colonial exploitation of mineral resources as well as a modern era that emphasizes raw materials export.

Perrings (1989,1991), Clark (1991), and Ciriacy-Wantrup (1963), have argued that low income causes high discount rates. If this is correct, it may explain the widely shared observation that very poor regions seem to degrade renewable resource stocks far below economically optimal levels (Chapman 1990, Moyo 1991, and others). Perrings' 1991 review article is an excellent summary of our current knowledge.

A typical picture would show a commercial pasture or forest with an apparently healthy level of forest trees or pasture grass. This would adjoin a communal area with no visible grass, much barren ground, few trees or bushes, and goats replacing cattle as the primary grazing stock.

In the communal area, cash income would typically be received from relatives working in mines, factories and urban areas at low wages. Many residents of communal areas or "homelands" would be residing there after failing to find steady employment elsewhere.

From this situation, credit markets may be substantially organized for barter as well as currency, and time preference rates and interest rates may be very high.

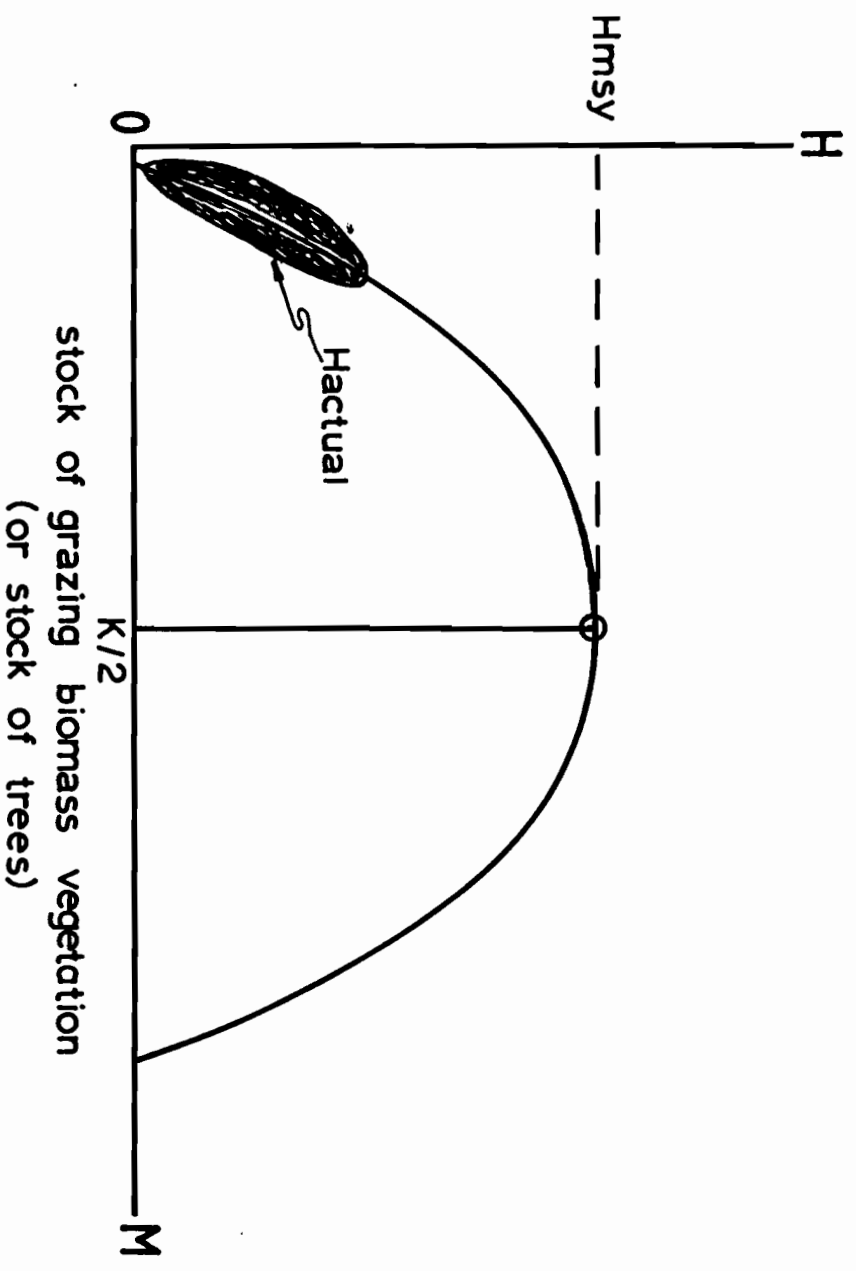


Fig. 1: Renewable Resource Biological Growth

stock of grazing biomass vegetation  
(or stock of trees)



Consider Figure 1, representing the biological growth function. The horizontal axis M represents biomass, and K represents the biological carrying capacity maximum. H, the vertical axis, shows the amount that can be harvested annually on a sustainable basis for any given stock level M. Beyond K, crowding and disease increase mortality and bring net harvesting H to negative values.

Hmsy is the conventional maximum sustainable yield harvest level. It should be noted that every H on the curve is sustainable, but Hmsy is maximum. In Figure 1, the shaded ellipse represents a typical low level of biomass and harvest in a poor rural area.

Whether a forest, pasture, wildlife, or fishery, Figure 1 represents a degraded resource with limited output, and stock level M close to the origin, or extinction of the resource.

The important point to make here is that this can be economically optimal for poor rural areas, and that moving biomass and harvest levels to the right requires higher incomes and lower discount rates.

The basic relationship is expressed in Equation 1. The discount rate is  $i$ , and the biological growth rate is  $r$ . Note that if the interest rate is 0, the economic optimum biomass  $M_{ec}$  becomes the same  $M_{msy}$  as provides the maximum sustainable yield. (Equation 1 is derived in the Appendix.)

The resource degradation illustrated here does not depend on excessive private use of a common resource. Figure 1 in fact assumes that the biomass is managed as private property, and, if communally owned, is managed for maximum profit.

(Equation 1) 
$$M_{ec} = \frac{K}{2} * \frac{r-i}{r}$$

Consider a numerical illustration, a small watershed of 500 hectares with a maximum wood (or pasture) biomass of 7500 tons. (I.e.,  $K = 7500$ , or 15 tons per hectare.) The biological growth rate before crowding is 0.5, and the rural interest rate is 0.4. The maximum sustainable yield would be  $H_{msy}$  937.5 tons annually at a biomass stock level  $M_{msy}$  of 3750 tons.

With these values, the economically optimal  $M_{ec}$  vegetation level is a lower 750 tons, and the economically optimal harvest  $H_{ec}$  is a much lower 337.5 tons annually<sup>1</sup>.

This follows from received economic theory (especially Clark, 1976 and 1990). It has particular relevance to rural areas in Southern Africa. If it is correct that  $i$  is inversely related to income and wages, then it is obvious that protecting rural resources requires higher incomes.

Unfortunately, the current reality in Southern Africa is population growth in excess of modest growth in national income. In other words, for most people in Southern Africa, incomes are declining.

It bears repeating that this analysis does not invoke common property assumptions: here, resource degradation is seen to be economically logical where the resource is properly managed for long run profit.

The same logic applies to a change of owners who face different interest rates. Imagine one owner is an owner-manager in the U.S., with no debt. This owner sells to a heavily debt-leveraged buyer. The new owner, with a much higher time discount rate, will manage very differently than did the first owner.

---

<sup>1</sup>These figures follow from the growth function  $F(M) = rM - rM^2/K$ .

In Equation (1), note that if  $i$  rises to or above  $r$ , then  $Mec = 0$ : extinction is optimal.

Climate change or drought in Southern Africa would manifest itself through higher temperatures and lower precipitation. This would collapse both biological growth  $r$  and carrying capacity  $K$  in Figure 1.

If climate change in Southern Africa occurs in a macroeconomic setting of low wages, high unemployment, and high and rising discount rates, then it may become even more frequent for  $i$  to exceed  $r$ , exacerbating an already severe problem.

In 1991 and 1992, much of Southern Africa has been experiencing continuing unusual drought. There is, of course, no empirical evidence that this is a result of global climate change, but this is the kind of consequence which may be anticipated.

Given these general circumstances in much of the rural economy, the question of implementing industrial pollution control in a declining economy becomes more important.

#### IV. THE MACROECONOMIC EFFECT OF POLLUTION CONTROL

In the introduction and the first section, I emphasized the importance of income level in determining the support for environmental protection. In this section, I am considering the macroeconomic effects of pollution control on industry.

The industrial pollution controls considered are basically those widely used now in Japan, Western Europe and North America. For example: soot and

particulate removal with electrostatic precipitators, sulphur oxide scrubbing in coal, copper, and oil refining operations, hazardous waste control, etc.

The general setting is a region in which the average GDP per capita was \$600 in 1985, and is probably lower today (Chapman 1989). White incomes average 10 times Black incomes in South Africa (Magrath 1991), and the ethnic differential is probably higher in other areas in the region.

The typical industrial enterprise in the region is oriented around pollution-intensive raw materials processing for export. The usual mining sectoral classification understates the role of raw materials. However, much of the economic activity in construction, vehicle manufacture, services, and post-mine smelting is focused on raw materials. One detailed analysis found that 50% of South African GDP originates in raw materials processing, and most of it for export (Jourdan 1991).

Wage levels in raw materials processing range from 50c an hour U.S. in Zimbabwe to \$2 per hour in South Africa.

Although profitability in South Africa has typically been high, it is now very low (Jourdan). In the other countries in the region, the parastatal corporations have operated with significant losses in recent years.

The typical parastatal operation I have visited<sup>2</sup> is using colonial vintage capital stock, has no pollution control or worker safety practices, pays low and declining real wages, is over-staffed at the management level, is in debt to international agencies, is losing money, and is managed to produce forex.

For the whole region, 95% of the value of raw materials is exported

---

<sup>2</sup>In Zaire, Zimbabwe, South Africa and Zambia.

(Chapman 1989).

In economic terms, my general observation is that economies in the region confront a knotted problem of low productivity, low wages, high unit labor costs, low profit in South Africa and major financial losses in the region's

The importance to rural resource degradation of labor productivity is illustrated by Figure 2. The upper right quadrant (Figure 2A) shows the potential impact of higher productivity on wages and income. The declining demand for labor as a function of higher real wages is implicitly defined by the marginal value of labor productivity. Labor supply has a positive response to higher real wages. Equilibrium 1 ( $L_1W_1$ ) has both low wages and low employment. A major productivity shift moves the demand for labor curve, and the result is a new equilibrium with higher wages and employment ( $L_2W_2$ ).

In the upper left (Figure 2B), the new higher real urban wage level  $W_2$  translates into a lower rural interest rate  $i_2$ .

In the lower left (Figure 2C; rotate the figure) different interest rates translate into different levels of rural resource degradation. The level of degradation is defined by the ratio of the economically optimum biomass  $M_{ec}$  to the maximum sustainable yield biomass  $M_{msy}$ . This has been defined by Equation 1. With the first productivity curve equilibria, the  $M_{ec}/M_{msy}$  ratio is so low

---

<sup>3</sup>Botswana's Anglo-de Beers diamond operations may be a positive exception.

Fig. 2B: Real Wage And Interest Rate.

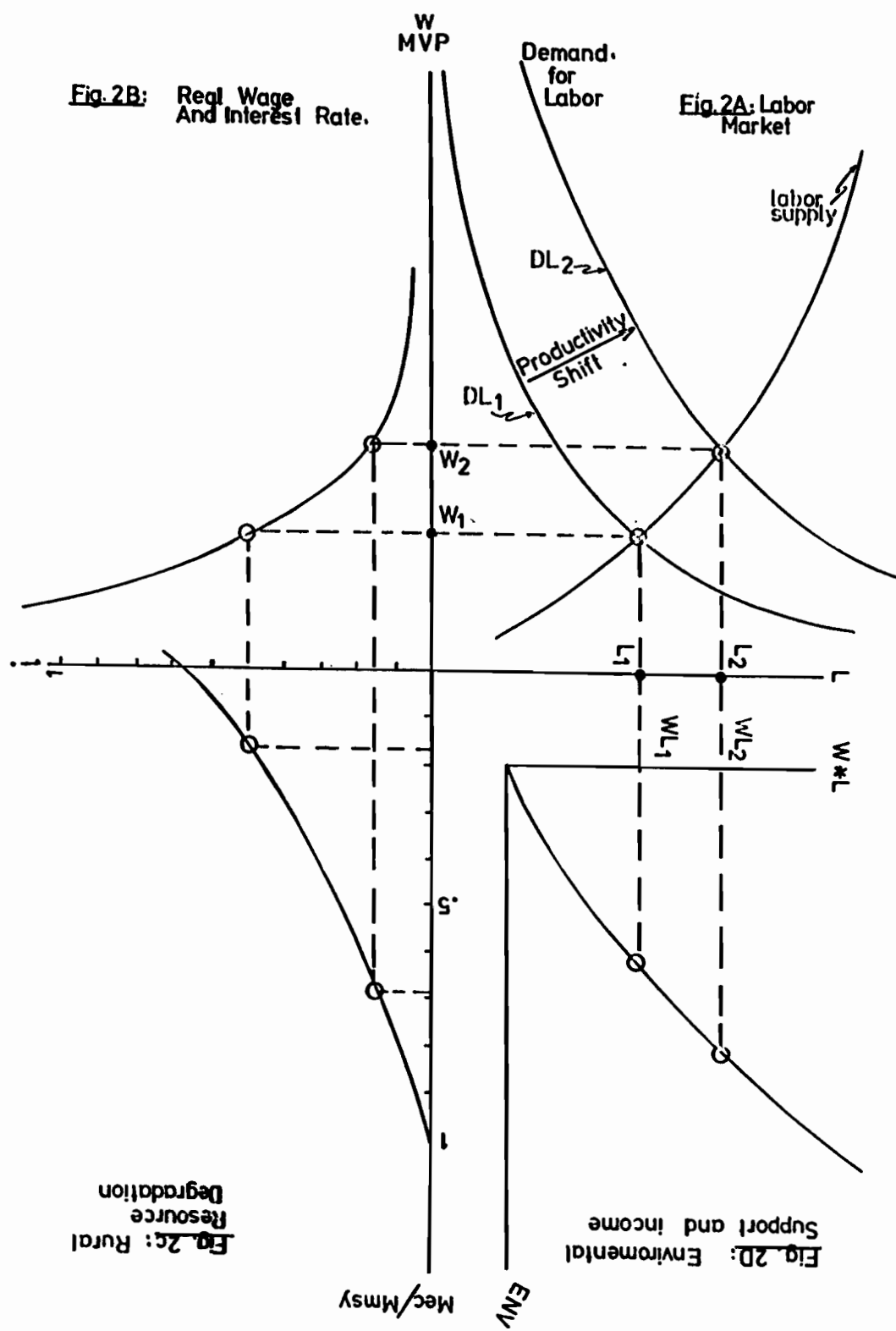


Fig. 2c: Rural Resource Degradation

Fig. 2D: Environmental Support and Income

as to be near extinction. The new higher urban labor productivity level causes rural resource use to improve by the increase in real wage and the reduction in real interest.

Moving in the opposite direction from Figure 2A, Figure 2D (below Figure 2A) shows the income-elastic nature of the support for environmental protection. "ENV" is public support for environmental policies. As income (defined as WL in the graph) rises, ENV support rises. What has happened is that higher labor productivity in the first panel translates into higher income and more support for environment protection.

The explanation can be more complex with the inclusion of per capita GNP, and the relationship between capital investment and labor productivity, but the result doesn't change.

A multiplier approach shows the macroeconomic consequences of introducing broad pollution controls on industry with current low productivity. For the following Equation 2, the national income terms are defined in Table 1. Environmental enhancement is represented by "v". A special term for international donor aid is represented by "B". It is clearly appropriate for macroeconomics in Southern Africa outside South Africa<sup>4</sup>.

$$\begin{aligned} \text{(Equation 2)} \quad \text{GNP} &= \text{CON}(\text{DPI}(T, w(l(v)))) + \text{INV}(\text{int}, \text{GNP}, v) + \text{GOV} \\ &+ \text{EXP}(\text{Pe}(v)) - \text{M}(\text{GNP}, v) + \text{B}(v) \end{aligned}$$

Environmental impact "v" appears in five of the six terms. It is absent from government expenditures (GOV) because I am focusing on industry. (This is

---

<sup>4</sup>This is a general representation adopted from Branson (1989) and Gordon (1980). The addition of donor aid and environmental economics as macroeconomic variables is mine.

a difficult and potentially controversial assumption which is discussed again in the concluding section.) The GNP multiplier effect of pollution control can be qualitatively represented. The term  $dGNP/dv$  is the change in GNP associated with a change in pollution control by industry and mining.

(Equation 3)  $\frac{dGNP}{dv}$  = environmental impact on labor productivity\*  
\* labor productivity impact on wages\*  
\* wages effect on disposable personal income consumption\*  
  
+ environmental impact on investment  
  
+ environmental impact on export prices\*  
\* export price effect on exports\*  
  
- environmental effect on imports\*  
  
+ environmental effect on donor aid\*



**Table I: Definition of National Income Accounts and Variables in Equation 2. All Dollar Items in Real Dollars**

**GNP = Gross National Product**

**CON = Consumption, expenditure by persons**

**DPI = Disposable Personal Income**

**T = Taxes**

**w = wage rate**

**l = labor productivity growth**

**v = environmental protection effort by industries**

**INV = Investment expenditure**

**int = interest rate**

**GOV = Government expenditure**

**EXP = Exports**

**Pe = price of exports, including exchange rate factors**

**M = iMports**

**B = (World) Bank and international donor aid**

I think it is of crucial importance to note that the two most obvious effects in Equation (3) are negative. Export raw materials prices will rise, reducing exports as other suppliers replace Southern Africa. Imports will increase because much of the equipment for Southern Africa's raw materials processing is imported, and this is likely to be higher for pollution control equipment.

The conclusion seems inescapable that, in the absence of countervailing policies, significant application of industrial pollution controls would reduce GNP and accelerate the decline in GNP per capita.

It seems to me that the major implications for international policy are in two areas. First, new research may resolve the labor productivity/environment dilemma, the widely sought "green technologies"<sup>5</sup>. This is the subject of the next section. Second, donor aid may be essential to impart a positive linkage on environmental protection and economic growth in Southern Africa, and this is discussed in the concluding section.

#### V. TECHNOLOGY : HOW MUCH HOPE?

As shorthand abbreviation, the macroeconomic situation described in the preceding analysis can be termed a productivity problem. In the following discussion "productivity" is meant to summarize the knotted problems of low productivity, low wages, high unit labor costs, low or negative profits, declining industrial employment, accelerating national and regional unemploy-

---

<sup>5</sup>In other work I've examined in detail the microeconomic of international pollution control in some industries (Chapman 1991).

ment, declining GDP per capita, growing rural resource degradation of fuelwood and pasture resources, and uncontrolled industrial pollution.

The low industrial wages arising from the productivity problem exacerbate the rural problems, and depress consumer demand by industrial workers.

Given this picture, it was argued above that the imposition of industrial pollution control costs on the region would worsen an already negative macro-economic setting by raising export prices, reducing export sales, and raising imports of pollution control equipment. This would cause a further collapse in GNP per capita and even higher unemployment.

To some degree, new technology can solve part of the growth/environment dilemma by developing processes which enhance labor productivity while reducing negative environmental impact.

We are already seeing the impact of induced innovation in many markets as analyzed by Ruttan, Runge, and Chapman - Barker. The promising areas include energy efficiency, renewable energy, and biotechnology.

This is already occurring in illumination, in which new compact fluorescent bulbs are much more cost-effective than conventional incandescent bulbs in high-income countries. But, as was seen in the above analysis of rural resource use, the low income/high time preference rate problem is a major obstacle.

The basic economic aspects of the new illumination technology are longer life, lower energy, and higher capital cost. The new compact fluorescent costs \$25 for a bulb with equivalent illumination to a 100 watt incandescent. The new bulb lasts 9,000 hours, about 9 years. This compares to 1,000 hours, or one year, for the traditional bulb. But the conventional bulb costs \$1.25. The

savings are positive in industrialized countries but can be negative in devel-

$$(1+i)^n - 1$$

SAV is savings in \$(U.S.) per year, P is electricity price in \$/Kwh, and i is the interest rate.

For an industrial country with a real interest rate of 12% for households and P = 15c/Kwh, the savings is \$4.20 per bulb per year. For a household with 10 bulbs, it would be cost-effective to borrow \$250 to install these new lamps. An additional result is the reduction in coal use of 34 kilograms per year. This would be translated into 1 kg less of acid rain and 75 kg less of CO2 in the atmosphere.

In low-income areas with high interest rates, i, for example, may equal 0.5 as above, and the household loses money. In a developing country, the financial loss from buying energy efficiency can be increased if the electricity rates are subsidized, and if exchange rates are too high. (Subsidized electric rates reduce household savings. Artificial exchange rates inflate purchase costs.)

Given the linkage between time discount rates and income, the importance of higher income levels for environmental protection is emphasized again.

In aggregate, this single technology can reduce world electricity use and energy-based pollution by 11%<sup>6</sup>.

In terms of renewable energy cost, new technologies are moving within arguing distance of conventional power generating sources. Figure 3 (U.S.DoE, Heaton) shows costs per Kwh for actual installations. Solar thermal electricity is being produced at 12c per Kwh, only 50% above conventional coal or natural gas sources. Granted this is solar-intensive Southern California, and that no provision is made for storage of daytime solar electricity for night use, it is nevertheless clear that large-scale solar thermal generation is feasible, and declining in cost.

Solar photovoltaic electricity for household use is being developed by Southern California Edison at an expected cost of 15c/Kwh (Nulty).

In one area, biotechnology has proven spectacularly successful in developing a cost-effective, environmentally beneficial technology that is relevant to industry in Southern Africa. This is the biological enhancement of the fire smelting - sulfuric acid - solvent extraction cycle in copper manufacture. This is shown in a simple schematic form in Figure 4.

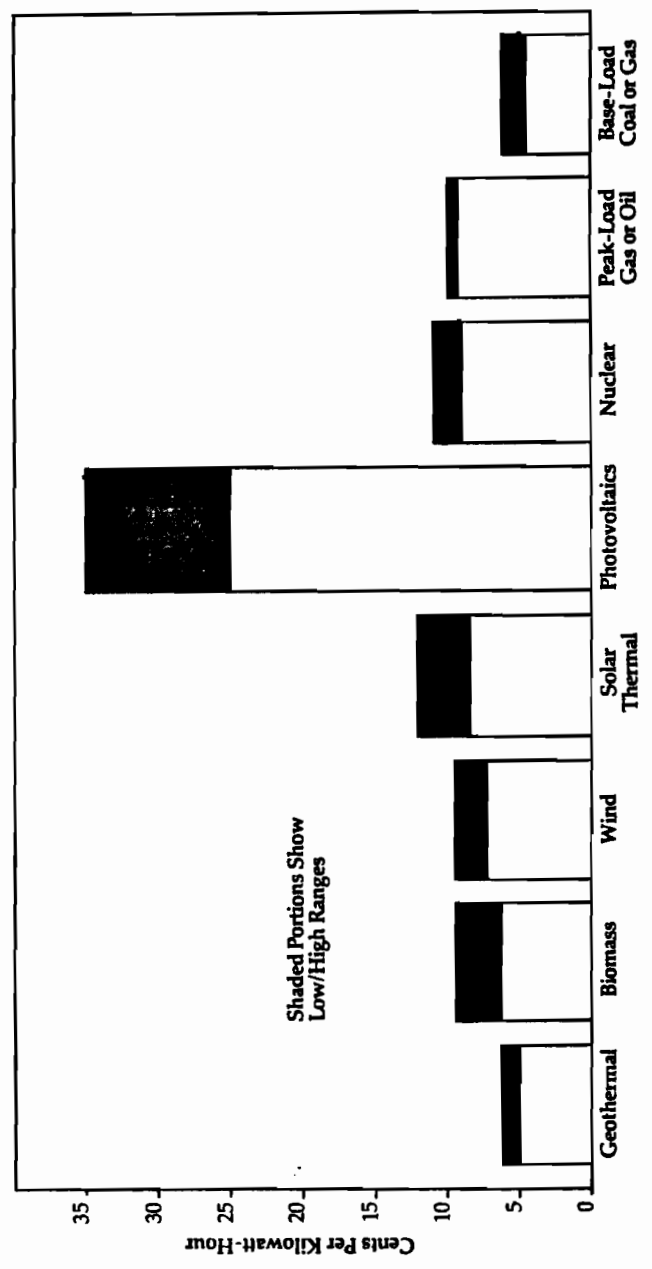
Twenty years ago most copper was removed from ore by several high-energy furnace processes and sulfur oxide gas was formerly emitted into the atmosphere to form acid rain. This earlier, simple process is highly pollution intensive. In U.S. copper ores, each ton of product copper would release emissions forming 3 tons of acid rain.

Now, the former pollutant, sulfur, is used in a complementary hydro

---

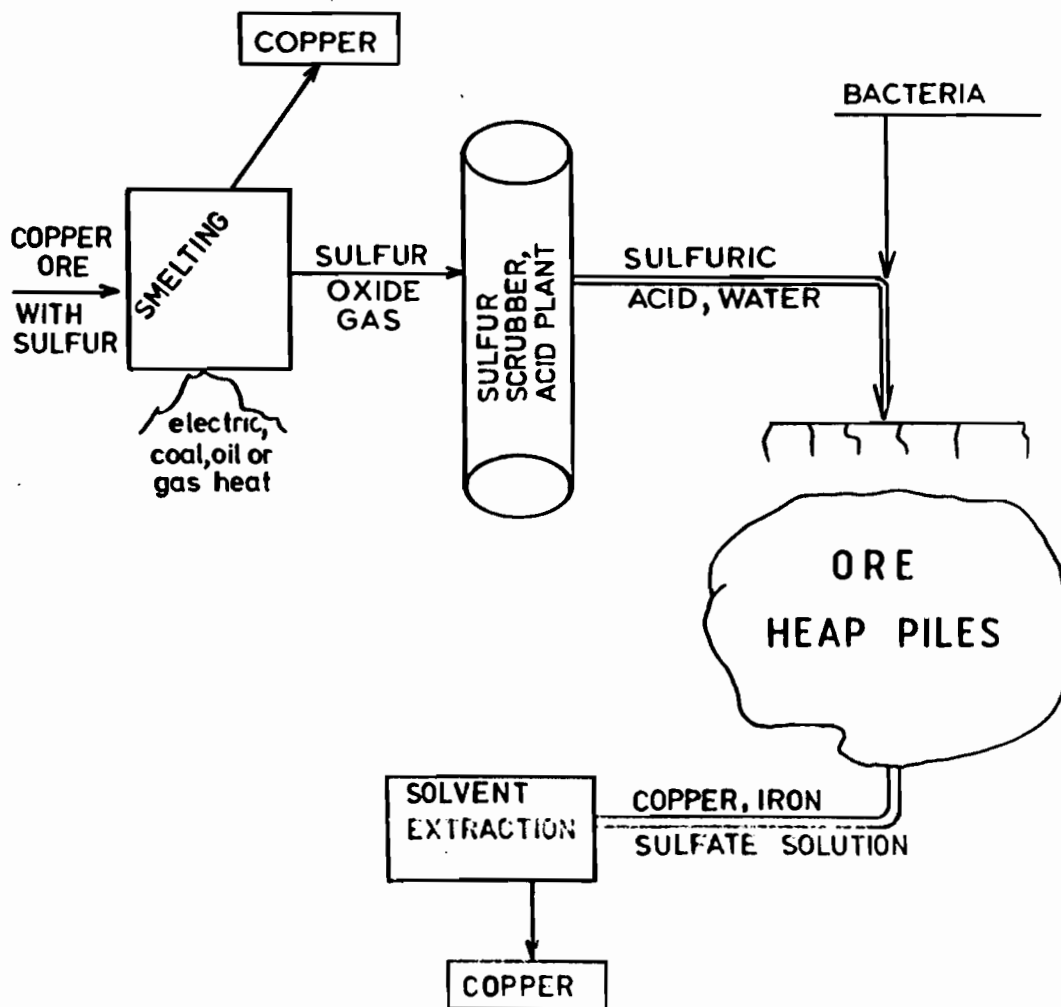
<sup>6</sup>Assuming that lighting uses 15% of electricity, and the new technology reduces three-fourths of this for the same illumination.

Figure 2. Electricity Costs for New Generating Capacity



REPRODUCED FROM  
 Source: United States Department of Energy, (1990)

Figure 4: Biotechnology enhances environmental protection and lowers costs in copper production.



Results: No acid rain emissions, lower energy requirement, reduced cost.

process. Sulfuric acid is removed from the smelter exhaust, and applied to ore heaps with the bacterial catalyst<sup>7</sup>. The resulting solution is processed to produce copper.

In addition, the "flash-smelter" process enhances pollution control and reduces fossil energy use by burning the sulfur in the ore as part of the smelting process.

Unfortunately biotechnology and other "green technologies" have developed slowly in resource processing outside of the copper industry. Debus reports limited biological applications in gold and uranium mining, and potential in coal cleaning.

My general conclusion is that new technologies are greatly needed, and the technologically advanced countries should consider policy incentives to promote their use in developing country industry.

## VI. INTERNATIONAL LINKAGE AND INCENTIVES

A discussion of policy and linkage must be preceded by a clarification of important environmental areas that may not be amenable to international policy.

First, consider the concept of environmental protection. In the United States, it embraces a broad spectrum of policies from sewage treatment and vehicle pollution control to species and wilderness preservation. It encom-

---

<sup>7</sup>Formally, *Thiobacillus ferrooxidans*. Debus offers a different explanation of the process, but agrees on the environmental and economic benefit. Oxide copper ores can generally be leached at lower cost than sulfide copper ones.



passes global policies such as African wildlife and whale protection, and CFC reduction. It might be formalistically defined as the protection of common property national and global resources with significant external values for the enhancement of human health and the natural environment.

In Southern Africa, environment has a different usage. It focuses on the last part of the spectrum, wildlife and park preservation. This is unfortunate because the major environmental problem in the region is clearly human water supply contaminated by human and animal waste. Another significant environmental problem is squatter or high density area urban air pollution. In these areas without electrification, households use fuelwood, charcoal, coal, paraffin, kerosene, and animal waste for cooking, heat, and light. Consequently, on inversion days, these areas are subjected to serious air pollution problems which may be significantly worsened by nearby powerplants or freeways.

Data is absent on the extent of contaminated water or health-threatening air pollution. In fact, in at least one-fourth of the region, it is illegal to discuss or publish data on pollution levels (President's Council, 1991).

One basic policy conclusion is that the governments of Southern Africa should be encouraged to establish scientific monitoring systems and publish the results. This is a basic requirement for effective analysis and democratic decision-making.

What is the rest of the world's legitimate interest in the Southern African environment? Is it a Scandinavian concern if a South African child dies of diarrhoea from contaminated water? Is it a U.S. concern if acid rain pollution affects national game parks of international stature? Is it a Japanese concern if its African copper is manufactured by reverboratory furnace workers given towels instead of respirators for sulfuric acid mist control?

I would argue that there are two related reasons why the international community should be concerned about the deteriorating environmental situation in Southern Africa. First, the colonial period developed in direct response to the need for raw materials, and in mid-1992, African Blacks in the major industrial centre remain unable to vote in their country's elections. This colonial legacy is one reason to consider a special responsibility.

A second reason is the current trade pattern: as noted, 95% of the region's industrial resources are exported for manufacture elsewhere. It is increasingly accepted that the costs of environmental externalities should be internalized in market prices. It is a further generalization to argue that the international beneficiaries of Southern Africa's resource wealth should pay for some part of the costs of pollution control in the region's industry.

There are three types of international policies that I wish to emphasize for continuing consideration. In considering these types of policies, the horrendous rural and macroeconomic frameworks described above should be seen as the realistic context for international policy.

One method of establishing pollution reduction is tradeable permits. This is visualized most easily with respect to emission rights trading as part of an international agreement to control greenhouse gas emissions. Suppose the agreed goal is to hold CO<sub>2</sub> emissions to current world levels, notwithstanding the recognition that this level of energy use apparently commits the world to 3°C or more increase each century (Chapman and Drennen, 1990). An incentive system might be established centered on deviations from per capita energy consumption. World fossil energy consumption per capita is about 60 MBtu (Ibid). Assume that each country above this level must buy a "right" from a country below the level.

pay \$240 for each of its 250 million citizens. This would be a purchase of \$60 billion annually for energy emissions rights.

In contrast, the low-income economies use about 13 MBtu per capita. The governments representing the 3 billion persons in this World Bank category<sup>8</sup> would receive a total transfer of \$141 billion for the sale of their emission rights.

The problem for Southern Africa with this approach is that its raw materials exports are energy intensive. South Africa's energy consumption per capita is twice the world's average, and Zambia uses three times that of the low income country average. Essentially, much of Southern Africa's energy use is "embodied" in raw materials exports.

A second form of international policy might be termed leveraged regulation. The model here is the World Bank program for structural adjustment. Given international protocols on major industrial pollutants, the Bank could develop a program for environmental adjustment loans that provide financing for purchase, installation, and operation of pollution control equipment. There is already precedent with respect to the Bank program for CFC reduction.

In macroeconomic terms, Equations (2,3) above show that such a program would have a positive multiplier effect on GNP, and could be design to counterbalance the negative multipliers.

---

<sup>8</sup>World Bank, Tables 1,5.

Similarly, if the environmental factor "v" creates a positive macroeconomic "B" in aid flow, then emission permit trading could promote economic growth and environmental protection.

A third form of linkage is taxes and tariffs. Elsewhere, I have advocated a direct international tax on petroleum use, and its transfer to developing countries for afforestation and environmental research<sup>9</sup>. In terms of administrative simplicity, it may be simpler to organize a tax on international trade in petroleum. An incentive for oil exporting countries would be a provision for some part of the tax to be retained by them, and the remainder provided for linked development and environment programs.

World oil trade is about 14 billion barrels annually, and world use is 22 billion barrels (International Energy Annual 1989). A tax of \$5 per barrel of oil traded would create a fund of up to \$70 billion for environmental enhancement in developing countries.

Given the complex interaction between low income and environment, there seems to be considerable need for linked policies of pollution control, financial leverage, and new technology. The basic goal for international policy in Southern Africa should be the simultaneous enhancement of living standards and environmental protection.

---

<sup>9</sup>Chapman and Drennen.

## VII. APPENDIX: ECONOMIC OPTIMUM FOR BIOLOGICAL RESOURCE USE

First, define  $Q$  as the amount of resource stock which is sold in addition to the harvesting of growth  $H$ : the total is  $S$ , all three being in tons per year.

$$(A1) \quad S_t = H_t + Q_t$$

The economic objective is to find both the value of future sales as well as the current period's sales:

$$(A2) \quad \begin{array}{l} \max V = pH_t + pQ_t + \frac{pH_{t+1}}{i} \\ \text{w.r.t. } Q \end{array}$$

The denominator  $i$  arises from the definition of present value for a very long or infinite period of discounting:

$$(A3) \quad PV = A * \frac{1 - (1+i)^{-n}}{i}$$

$A$  is constant annual amount,  $i$  is interest, and  $n$  is the time period. If  $n$  is infinite,  $PV = A/i$ .

Although selling current stock  $Q_t$  enhances current profit, it reduces future sustainable yield  $H_{t+1}$ . The basic logistic harvest function is in Equation (A4). This defines the growth curve in Figure 1 in the text.

$$(A4) \quad H(M) = rM - \frac{rM^2}{K}$$

Since the amount of current stock which is sold  $Q$  can be as low as zero and as high as the full stock  $M$ , the objective of maximizing present value  $V$  in Equation (A2) is defined by:

$$(A5) \quad \frac{dV_t}{dQ_t} = p + \frac{p}{i} * \frac{dH_{t+1}}{dQ_t} = 0$$

$$(A6) \quad \frac{dH_{t+1}}{dQ_t} = r \frac{dM_{t+1}}{dQ_t} - \frac{2rM_{t+1}}{K} * \frac{dM_{t+1}}{dQ_t}$$

$$(A7) \quad M_{t+1} = M_t - Q_t; \quad \frac{dM_{t+1}}{dQ_t} = -1$$

$$(A8) \quad \frac{dV_t}{dQ_t} = 1 - \frac{r}{i} + \frac{2rM_{t+1}}{iK} = 0$$

$$(A9) \quad M^*_{t+1} = \frac{K(r-i)}{2r}$$

The asterisk  $M^*_{t+1}$  denotes the economic optimum level of biomass, which is evidently less than  $M_{msy}$ . If  $M^*_t$  also equals the right hand side of (A9), then  $Q^*_t = 0$ . So (A9) gives the value for sustainable yield at which selling or accumulating stock is unprofitable. As noted in the text, if  $i$  is greater than or equal to  $r$ , then complete sale of the full current stock is optimal.

## VIII. REFERENCES

- Chapman, Duane, "Opportunities for International Policy Support of Development in Southern Africa", Institute for African Development, Cornell University, Ithaca, N.Y., May 1989.
- Chapman, Duane, ed., "Arresting Renewable Resource Degradation: Agriculture and Economic Development and Cultural Change", July 1991, 39, 723-737.
- Ciriacy-Wantrup, S.V., Resource Conservation: Economics and Policies, Berkeley: University of California Press, 1963.
- Clark, Colin W., "Economic Biases against Sustainable Development" in Robert Costanza, ed., Ecological Economics: the Science and Management of Sustainability, New York: Columbia University Press, 1991.
- Clark, Colin W., Mathematical Bioeconomics, New York: Wiley, 1976 and 1990.
- Debus, Keith, "Mining with Microbes", Technology Review, August/September 1990.
- De Beers Group, Anglo American Corporation, "The Skills and Education Crisis" in Education Enrichment Plan, prepared by John Gatherer, Johannesburg, May 1990.
- Heaton, George, Robert Repetto, and Rodney Sobin, Transforming Technology: An Agenda for Environmentally Sustainable Growth in the 21st Century, World Resources Institutes, Washington D.C., 1991.
- Jourdan, Paul, "Mining in Southern Africa (SADCC & RSA)", National Union of Mineworkers of South Africa, Johannesburg, August 1991.
- International Energy Annual 1989, U.S. Energy Information Administration, Washington, D.C., February 1991.
- Moyo, Sam, ed., Zimbabwe's Environmental Dilemma: Balancing Resource Inequities, Harare: ZERO (Zimbabwe Environmental Research Organization), 1991.
- Magrath, Mike, University of Natal Pietermaritzburg, Economics Department, paper presented at the Annual meeting of the Economic Society of South Africa, Capetown, November 1991.
- Nulty, Peter, "Finding Payoff in Environmentalism", Fortune, Oct. 21, 1991.



Perrings, C., "Incentives for the Ecologically Sustainable Use of Human and Natural Resources in the Drylands of Sub-Saharan Africa: A Review", prepared for the International Labour Office, Geneva, Switzerland, 1991.

Perrings, C. "An Optimal Path to Extinction? Poverty and Resource Degradation in the Open Agrarian Economy", 1989, Journal of Development Economics, 30, 1-24.

President's Council, Report on a National Environmental Management System, Republic of South Africa Government Printer, Capetown, 1991.

Runge, Carlisle Ford, "Agricultural Innovation and Groundwater Quality", Land Economics, August 1987, 63, 249-258.

Ruttan, Vernon W., "Technology and the Environment", AAEA Presidential Address, American Journal of Agricultural Economics, December 1971, 53, 707-717.

World Bank, World Development Report 1991, Washington, D.C., 1991.

OTHER AGRICULTURAL ECONOMICS WORKING PAPERS

No. 91-15	Rural Household Data Collection in Developing Countries: Designing Instruments and Methods for Collecting Health and Nutrition Data	Jan W. Low
No. 91-16	Rural Household Data Collection in Developing Countries: Designing Instruments and Methods for Collecting Time Allocation Data	Julie P. Leones
No. 91-17	Rural Household Data Collection in Developing Countries: Designing Instruments and Methods for Collecting Farm Production Data	Scott Rozelle
No. 91-18	Rural Household Data Collection in Developing Countries: Designing Instruments and Methods for Collecting Off-Farm Income Data	Julie P. Leones Scott Rozelle
No. 91-19	Rural Household Data Collection in Developing Countries: Preparing the Data for Analysis	Tom Randolph
No. 91-20	Clean Power Supply through Cogeneration	Gary W. Dorris Timothy D. Mount
No. 91-21	A Complete, Three-Level Demand System for Foods in Japan	John Dyck Timothy D. Mount
No. 92-01	A Theory of Competition Between Politicians for Political Support	Jo Swinnen Harry de Gorter
No. 92-02	Negotiating a Response to Climate Change: The Role of Biological Emissions	Thomas E. Drennen Duane Chapman